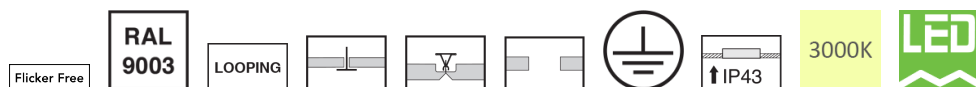



M386ED31LED2830-W

Comfort ARIANA (DOB) recessed round downlight, Satin white diffuser, 8-cm Dia., 3000K, LED2, 350 Lumens, 6W, White



About Product

Comfort ARIANA recessed downlight luminaire is designed and manufactured by Megalite in various sizes for modern homes, office, and commercial lighting applications. Durability, UV free, excellent visual comfort, energy saving, environment friendliness, and higher than 80 color rendering index (CRI) are among the highlights of this luminaire.



Technical Information

Luminaire Name:	Comfort ARIANA
Catalog Code/product code:	M386ED31LED2830-W
Mounting Type:	Recessed-Gypsum false ceiling, Recessed-Concealed false ceiling, Recessed-Exposed false ceiling
Application:	Office, Hospitality, Shopping centers, Gallery and museum, Hypermarket
Light source type:	DOB LED (PF> 0.5)
Module/ Lamp quantity:	1
CCT (Color temperature):	3000K - Warm White
Light source:	LED
LED Module brand name:	Edison
Lumen maintenance:	> 50.000 hours
Lumen maintenance factor:	L70
CRI (Color rendering index):	> 80
Power Consumption:	6
Luminous Flux:	350
Efficacy (lm/W):	58
IP (Ingress Protection):	IP43 (Underside)
Insulation Class:	Class I
FLICKER:	Flicker Free
Mains voltage:	220~240 VAC
Voltage Frequency:	50 Hz

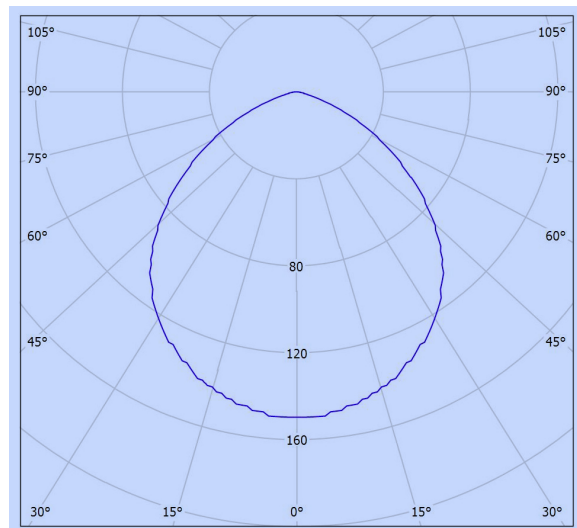
M386ED31LED2830-W
Comfort ARIANA (DOB) recessed round downlight, Satin white diffuser, 8-cm Dia., 3000K, LED2, 350 Lumens, 6W, White

Wire / Cable Spec:	PVC solid wire
Wire cross section:	0.5
Terminal material:	Polycarbonate
Terminal Spec:	Cable looping is possible. Tool free wire connection, 3-Pole (Size: 2.5)
Cable Looping:	Yes
Body Material:	Die-Cast aluminum
Body Coating:	Powder coated
Body Color:	White
RAL:	RAL9003
Body Characteristic:	Specially designed cooling feature
Diffuser/Glass Material:	Polycarbonate
Diffuser/Glass Shape:	Satin white
Diffuser/Glass Characteristic:	Optimum efficacy and high light source hiding for glare control, Glare control
Light Distribution:	Uniform light distribution
Clamp Material:	Stainless steel
Clamp Characteristic:	Installing the luminaire with adjustment possibility to fit different false ceiling thicknesses, Easy and safe tool free installation of the luminaire
Packaging type:	Nylon cover and carton
Weight(Kg):	0.15
Dimensions(mm):	Ø94x56

M386ED31LED2830-W

Comfort ARIANA (DOB) recessed round downlight, Satin white diffuser, 8-cm Dia., 3000K, LED2, 350 Lumens, 6W, White

Photometric Graph



Glare Evaluation According to UGR												
p Ceiling		70	70	50	50	30	70	70	50	50	30	
p Walls		50	30	50	30	30	50	30	50	30	30	
p Floor		20	20	20	20	20	20	20	20	20	20	
Room Size X Y		Viewing direction at right angles to lamp axis					Viewing direction parallel to lamp axis					
2H	2H	20.5	21.7	20.8	21.9	22.1	20.5	21.7	20.8	21.9	22.1	
	3H	20.9	21.9	21.2	22.2	22.4	20.9	21.9	21.2	22.2	22.4	
	4H	20.9	21.9	21.2	22.1	22.4	20.9	21.9	21.2	22.1	22.4	
	6H	20.8	21.7	21.2	22.0	22.3	20.8	21.7	21.2	22.0	22.3	
	8H	20.8	21.7	21.1	22.0	22.3	20.8	21.7	21.1	22.0	22.3	
	12H	20.7	21.6	21.1	21.9	22.2	20.7	21.6	21.1	21.9	22.2	
4H	2H	20.8	21.7	21.1	22.0	22.3	20.8	21.7	21.1	22.0	22.3	
	3H	21.2	22.0	21.6	22.4	22.7	21.2	22.0	21.6	22.4	22.7	
	4H	21.2	22.0	21.6	22.3	22.7	21.2	22.0	21.6	22.3	22.7	
	6H	21.2	21.8	21.6	22.2	22.6	21.2	21.8	21.6	22.2	22.6	
	8H	21.2	21.8	21.6	22.1	22.6	21.2	21.8	21.6	22.1	22.6	
	12H	21.1	21.7	21.6	22.1	22.5	21.1	21.7	21.6	22.1	22.5	
8H	4H	21.2	21.8	21.6	22.2	22.6	21.2	21.8	21.6	22.2	22.6	
	6H	21.2	21.6	21.6	22.1	22.5	21.2	21.6	21.6	22.1	22.5	
	8H	21.1	21.5	21.6	22.0	22.5	21.1	21.5	21.6	22.0	22.5	
	12H	21.1	21.5	21.6	21.9	22.4	21.1	21.5	21.6	21.9	22.4	
	4H	21.2	21.7	21.6	22.1	22.5	21.2	21.7	21.6	22.1	22.5	
	6H	21.1	21.5	21.6	22.0	22.5	21.1	21.5	21.6	22.0	22.5	
12H	4H	21.2	21.7	21.6	22.1	22.5	21.2	21.7	21.6	22.1	22.5	
	6H	21.1	21.5	21.6	21.9	22.4	21.1	21.5	21.6	21.9	22.4	
Variation of the observer position for the luminaire distances S												
S = 1.0H		+0.4 / -0.7					+0.4 / -0.7					
S = 1.5H		+0.9 / -1.8					+0.9 / -1.8					
S = 2.0H		+1.9 / -3.5					+1.9 / -3.5					
Standard table		BK01					BK01					
Correction Summand		3.1					3.1					
Corrected Glare Indices referring to 350lm Total Luminous Flux												

Dimensional Drawing

