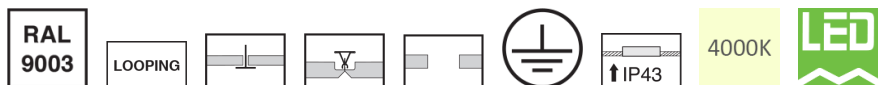



## M587EMQ101LED2840-W

**ARTEMIS (DOB) recessed square super comfort downlight, Medium light distribution, Hole dimensions: 10\*10cm, 4000K, LED2, 700Lumens, 10W, White**



### About Product

ARTEMIS modern recessed square super comfort (Darklight) downlight luminaire is designed and manufactured by Megalite for modern office and commercial lighting applications. Durability, UV free, excellent visual comfort, energy saving, glare control, environment friendliness, and higher than 80 color rendering index (CRI) are among the highlights of this luminaire.



### Technical Information

Luminaire Name:	ARTEMIS
Catalog Code/product code:	M587EMQ101LED2840-W
Mounting Type:	Recessed-Gypsum false ceiling, Recessed-Concealed false ceiling, Recessed-Exposed false ceiling
Application:	Hospitality, Shopping centers, Gallery and museum, Office
Light source type:	DOB LED (PF> 0.9)
Module/ Lamp quantity:	1
CCT (Color temperature):	4000K - Neutral White
Light source:	LED
LED Module brand name:	Edison
Lumen maintenance:	> 50.000 hours
Lumen maintenance factor:	L70
CRI (Color rendering index):	> 80
Power Consumption:	10
Luminous Flux:	700
Efficacy (lm/W):	70
IP (Ingress Protection):	IP43 (Underside)
Insulation Class:	Class I
Wire / Cable Spec:	PVC solid wire
Wire cross section:	0.5
Terminal material:	Polyamide

**M587EMQ101LED2840-W**

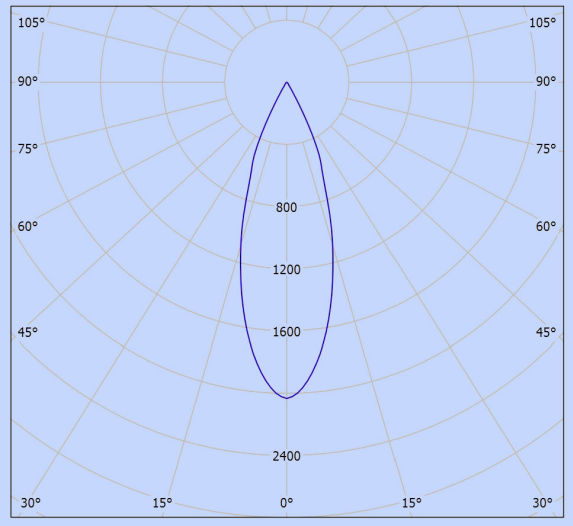
**ARTEMIS (DOB) recessed square super comfort downlight, Medium light distribution, Hole dimensions: 10\*10cm, 4000K, LED2, 700Lumens, 10W, White**

Terminal Spec:	Cable looping is possible. Tool free wire connection. 3-Pole (Size: 2.5)
Cable Looping:	Yes
Body Material:	Die-Cast aluminum
Body Coating:	Powder coated
Body Color:	White
RAL:	RAL9003
Body Characteristic:	Specially designed cooling feature
Reflector Material:	Polycarbonate
Reflector Coating:	Vacuum coat
Diffuser/Glass Material:	Polycarbonate
Diffuser/Glass Shape:	Frosted
Diffuser/Glass Characteristic:	Uniform light distribution
Light Distribution:	35 degrees
Clamp Material:	Stainless steel
Clamp Characteristic:	Easy and safe tool free installation of the luminaire
Packaging type:	Nylon cover and carton
Weight(Kg):	0.3
Dimensions(mm):	112x112x96

M587EMQ101LED2840-W

ARTEMIS (DOB) recessed square super comfort downlight, Medium light distribution, Hole dimensions: 10\*10cm, 4000K, LED2, 700Lumens, 10W, White

Photometric Graph



Glare Evaluation According to UGR											
p Ceiling		70	70	50	50	30	70	70	50	50	30
p Walls		50	30	50	30	30	50	30	50	30	30
p Floor		20	20	20	20	20	20	20	20	20	20
Room Size X Y		Viewing direction at right angles to lamp axis					Viewing direction parallel to lamp axis				
2H	2H	3.4	4.0	3.6	4.2	4.4	3.4	4.0	3.6	4.2	4.4
	3H	3.2	3.8	3.5	4.0	4.3	3.2	3.8	3.5	4.0	4.3
	4H	3.2	3.7	3.5	4.0	4.2	3.2	3.7	3.5	4.0	4.2
	6H	3.1	3.6	3.4	3.9	4.1	3.1	3.6	3.4	3.9	4.1
	8H	3.0	3.5	3.4	3.8	4.1	3.0	3.5	3.4	3.8	4.1
4H	12H	3.0	3.5	3.3	3.8	4.1	3.0	3.5	3.3	3.8	4.1
	2H	3.2	3.7	3.5	4.0	4.2	3.2	3.7	3.5	4.0	4.2
	3H	3.0	3.5	3.4	3.8	4.1	3.0	3.5	3.4	3.8	4.1
	4H	2.9	3.3	3.3	3.7	4.0	2.9	3.3	3.3	3.7	4.0
	6H	2.9	3.2	3.3	3.6	3.9	2.9	3.2	3.3	3.6	3.9
8H	8H	2.8	3.1	3.2	3.5	3.9	2.8	3.1	3.2	3.5	3.9
	12H	2.8	3.0	3.2	3.4	3.8	2.8	3.0	3.2	3.4	3.8
	4H	2.8	3.1	3.2	3.5	3.9	2.8	3.1	3.2	3.5	3.9
	6H	2.7	2.9	3.2	3.4	3.8	2.7	2.9	3.2	3.4	3.8
	8H	2.7	2.9	3.2	3.3	3.8	2.7	2.9	3.2	3.3	3.8
12H	12H	2.6	2.8	3.1	3.2	3.7	2.6	2.8	3.1	3.2	3.7
	4H	2.8	3.0	3.2	3.4	3.8	2.8	3.0	3.2	3.4	3.8
	6H	2.7	2.9	3.2	3.3	3.8	2.7	2.9	3.2	3.3	3.8
	8H	2.6	2.8	3.1	3.2	3.7	2.6	2.8	3.1	3.2	3.7
Variation of the observer position for the luminaire distances S											
S = 1.0H		+5.3 / -10.6					+5.3 / -10.6				
S = 1.5H		+8.0 / -87.1					+8.0 / -87.1				
S = 2.0H		+10.0 / -85.1					+10.0 / -85.1				
Standard table		BK00					BK00				
Correction		-15.4					-15.4				
Summand											
Corrected Glare Indices referring to 700lm Total Luminous Flux											

Dimensional Drawing

